

SEASONS

Session 6: Bonus Questions

five light rays

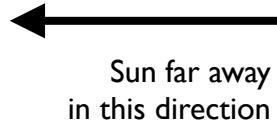
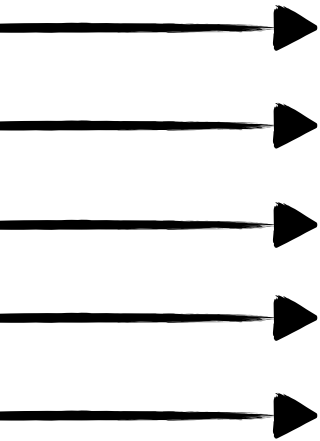
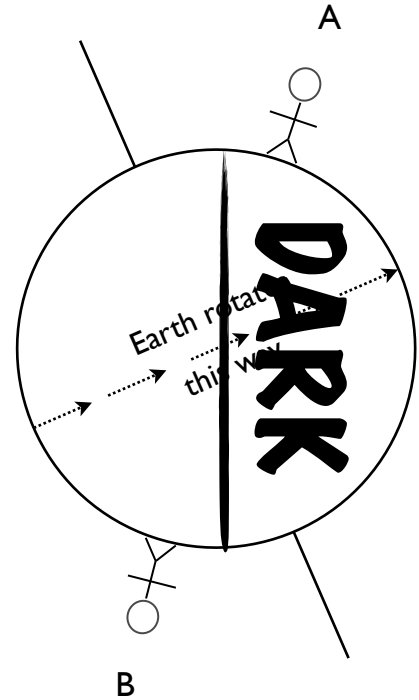


Figure 1



1. Sketch in **five light rays** from the Sun.
2. Shade the **dark part** of Earth.
3. What time of day is it for Person A? midnight
4. What season is it for Person A? summer

Diagram **NOT** to scale.

Explain why you think so:

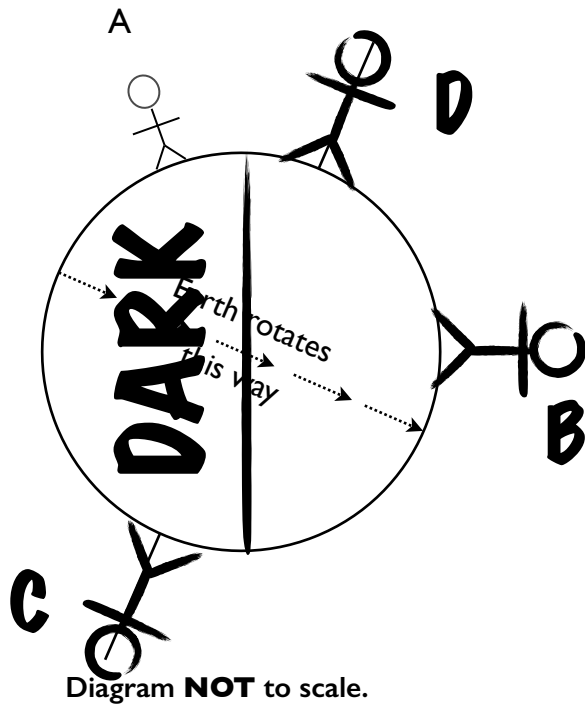
It is summer for Person A because they are standing in the Northern Hemisphere, and this Hemisphere is currently tilted toward the Sun

5. What time of day is it for Person B? midday
6. What season is it for Person B? winter

Explain why you think so:

It is winter for Person B because they are standing in the Southern Hemisphere, and this Hemisphere is currently tilted away from the Sun

Figure 2



1. Sketch in **five light rays** from the Sun.
2. Shade the **dark part** of Earth.
3. **True or False?** Figure 1 and Figure 2 show the same time of day and the same season for Person A. true
4. Sketch in a person for whom the Sun is **directly overhead** on this day. Label this Person B.
5. Sketch in a person who will **never see the Sun** on this day. Label this Person C.
6. Sketch in a person who will **never experience darkness** on this day. Label this Person D.