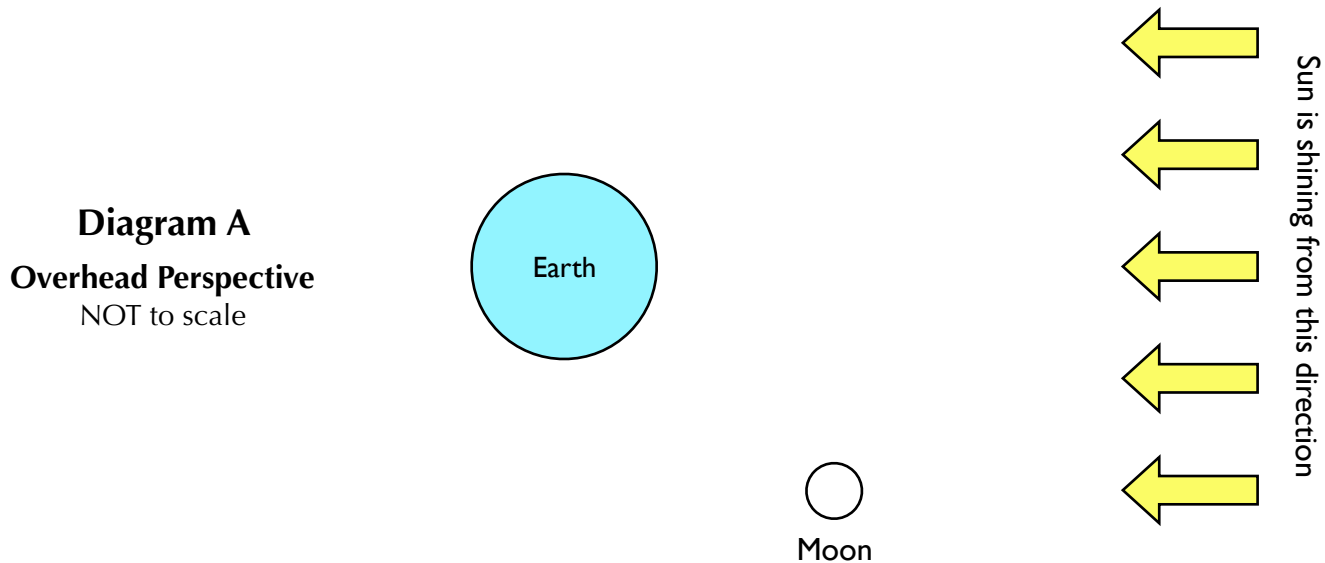


MOON PHASES

Session 2: The Missions

Mission 1


Figure out what the Moon in diagram A below looks like from Earth's Northern Hemisphere.



Overhead Perspective (space-based perspective)	
Step 1	Shade the part of the Moon (and Earth) that appears dark from overhead.
Step 2	Draw a line that divides the Moon into the halves facing Earth and facing away from Earth. Label the two sides of the Moon (“facing Earth” / “facing away from Earth”).
Step 3	Describe the side of the Moon facing Earth. <i>Circle one of the five choice below</i> ALL DARK MOSTLY DARK HALF-LIT/HALF-DARK MOSTLY LIT ALL LIT
Earth-Based Perspective	
Step 4	Use the overhead view above to imagine what the Moon looks like from Earth. Predict if the light is on the Moon’s left or right (when viewed from Earth’s Northern Hemisphere). <i>Circle one of the two choice below</i> LEFT RIGHT

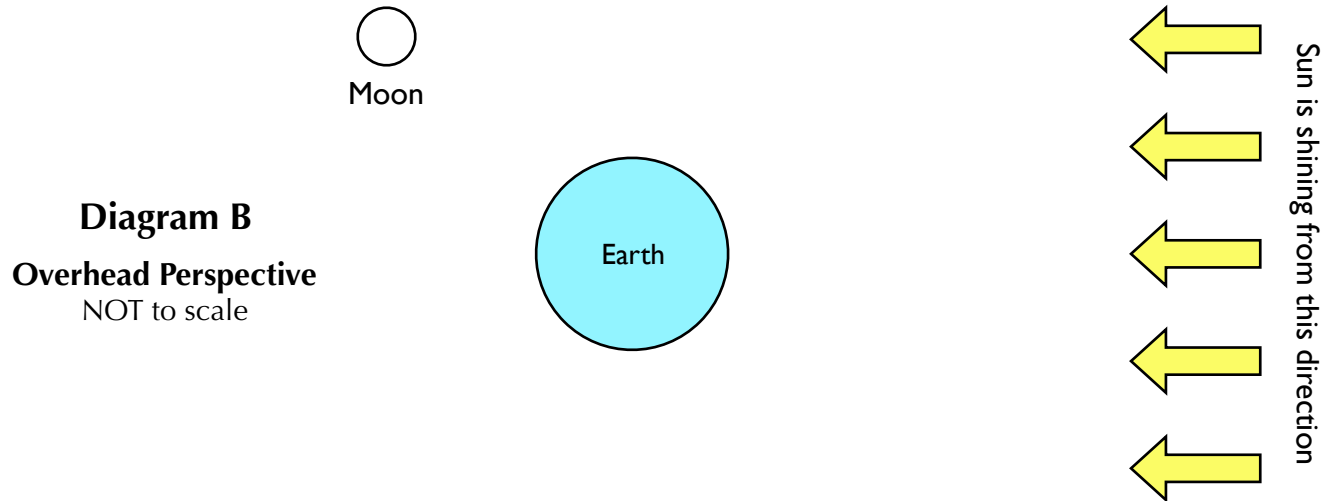
Mission Completion | Earth-Based Perspective:

Choose what you think the Moon looks like from Earth (in the Northern Hemisphere)



Mission 2

Figure out what this Moon in diagram B looks like from Earth's Northern Hemisphere.



Overhead Perspective (space-based perspective)	
Step 1	Shade the part of the Moon (and Earth) that appears dark from overhead.
Step 2	Draw a line that divides the Moon into the halves facing Earth and facing away from Earth. Label the two sides of the Moon (“facing Earth” / “facing away from Earth”).
Step 3	Describe the side of the Moon facing Earth. <i>Circle one of the five choice below</i> ALL DARK MOSTLY DARK HALF-LIT/HALF-DARK MOSTLY LIT ALL LIT
Earth-Based Perspective	
Step 4	Use the overhead view above to imagine what the Moon looks like from Earth. Predict if the light is on the Moon’s left or right (when viewed from Earth’s Northern Hemisphere). <i>Circle one of the two choice below</i> LEFT RIGHT

Mission Completion | Earth-Based Perspective

Choose what you think the Moon looks like from Earth (in the Northern Hemisphere)



Question 3

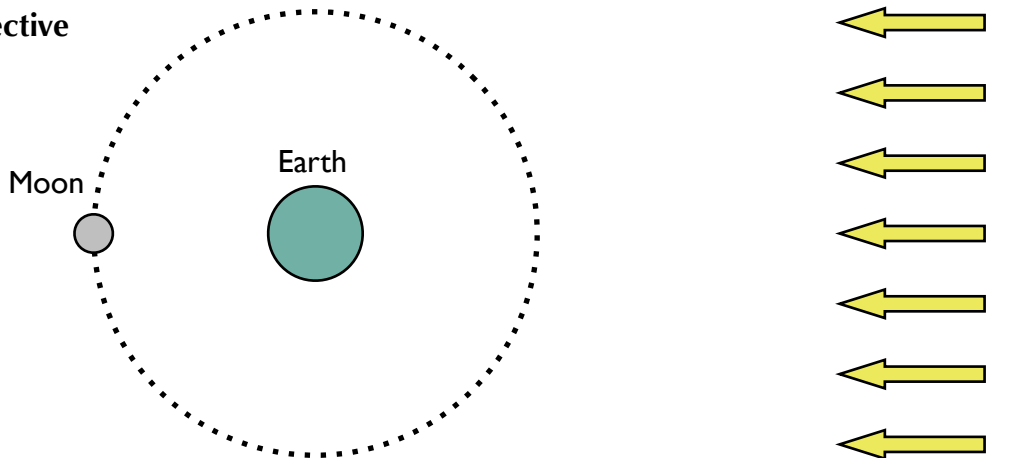
Explain how we experience a New Moon. How is it that a half-lit Moon could appear completely dark to someone on Earth?

Sketch and label a diagram of an overhead view of the Sun, Earth and Moon to demonstrate your reasoning.

Question 4

Predict: How will the Moon appear to a viewer on Earth when the Moon is in this position?

Overhead perspective
NOT to scale



Hint: The Moon's orbit has a slight tilt, so the Moon is almost always slightly above or below Earth compared to the Sun. When the Moon is above or below, sunlight does not get blocked by Earth.

In this position, a viewer on Earth will see the Moon as _____.
< all dark / mostly dark / half lit-half dark / mostly lit / all lit >

This is known as a _____ moon.
< new / crescent / half / gibbous / full >